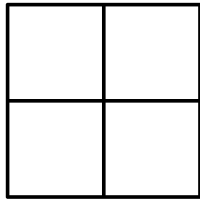
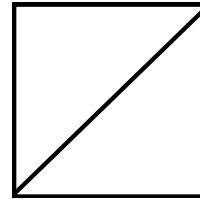





How to Slice a Layer Cake




Cut in half each direction 5" x 5"
Makes (4) 4.5" x 4.5" finished squares



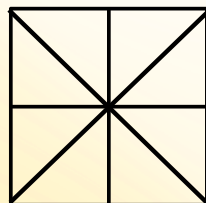
Cut once diagonally
Makes (2) 9" finished HSTs



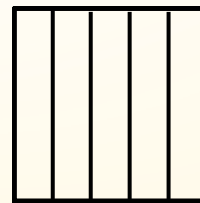
Cut diagonally twice
Makes (4) 8.5" finished squares




Cut at 2.5"
Makes (4) 2" x 9.5" finished strips




Cut diagonally twice and at 5" mark
Makes (8) 4" finished squares



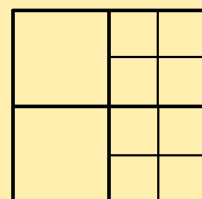
Cut at 2"
Makes (5) 1.5" x 9.5" finished strips



Cut at 3" increments
Makes (9) 2.5" finished squares



Cut 4
Makes (4) 4" finished circles



Cut at 5" increments and cut on side in 1/2
Makes (2) 4.5" and (8) 2" finished squares